

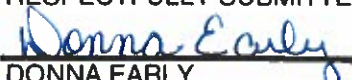
Cass County Treasurer's Report

January
2019

**THE CASS COUNTY TREASURER'S REPORT
OF RECEIPTS AND DISBURSEMENTS
FOR THE MONTH OF JANUARY, 2019**

FUND	BEG. BAL.	RECEIVED	DISBURSED	BALANCE
General	3,958,149.97	1,800,699.10	1,626,412.41	4,132,436.66
Jury Fund	(218,852.20)	36,325.01	28,228.90	(210,756.09)
Main R & B	88,609.20	276,109.21	199,481.39	165,237.02
H.A.V.A.	5,319.47	11.47	2.22	5,328.72
TOBACCO SETTLEMENT	1,012,310.71	1,681.98	10.86	1,013,981.83
R & B 1	844,536.27	121,946.75	97,881.50	868,601.52
R & B 2	530,074.20	91,659.81	105,018.72	516,715.29
R & B 3	353,244.97	80,410.31	73,842.66	359,812.62
R & B 4	390,753.00	83,763.71	63,550.42	410,966.29
CC PARK	(11,563.29)	774.00	4,431.29	(15,220.58)
FEDERAL ROAD IMPROVMT	1,818.33	3.92	0.76	1,821.49
LINDEN ENTERPRISE FUND	23.87	0.03	-	23.90
FEDERAL IMPROVMT 0711037	0.47	-	-	0.47
FEMA DR-1999 TX 2011 WF	10.06	0.01	-	10.07
BEAR CREEK FMAG 2965-2011	4,245.75	9.15	1.77	4,253.13
TEXAS CDBG CONT. 713069	9.83	0.01	-	9.84
TEXAS CDBG CONT. 7216247	484.87	1.03	0.20	485.70
LAW LIBRARY	(19,491.85)	1,429.00	1,406.58	(19,469.43)
CDA ESCROW	316.85	0.67	0.13	317.39
CDA FORFEITURE	44,724.45	88.20	603.99	44,208.66
TEXAS HISTORICAL GRANT	27,437.93	39.11	-	27,477.04
ARK LA TEX SEIZ/FORFT	(268.45)	-	-	(268.45)
CDA FEDERAL FORFEITURE	21,824.20	39.29	4.73	21,858.76
SHERIFF FED FORFT	4,414.08	9.52	1.85	4,421.75
HOME GRANT PROJECTS 2017	(20,614.86)	54,654.92	-	34,040.06
CTIF 01-034 TXDOT GRANT	739.61	1.58	0.31	740.88
FEMA 4269	529.21	1.13	0.22	530.12
RIGHT OF WAY	112,870.64	660.96	6.68	113,524.92
FORESTRY FUND	592,088.48	751.07	13.67	592,825.88
COMBINED I & S- SERIES 2015	474,643.36	47,339.00	-	521,982.36
CONST & RENOVATION	18,847.44	39.11	2.81	18,883.74
I & S 2016	75,491.62	16,125.93	-	91,617.55
PAYROLL	12,035.80	-	-	12,035.80
SUB TOTAL	8,304,763.99	2,614,574.99	2,200,904.07	8,718,434.91
JUVENILE PROB	351,775.68	22,973.91	29,893.99	344,855.60
ADULT PROB	309,112.63	85,860.46	104,877.41	290,095.68
SATP TRACK III	17,613.00	-	11,581.41	6,031.59
COMM SVC RESTITUTION	6,500.80	-	3,746.14	2,754.66
AIP PROGRAM	(36,418.79)	-	-	(36,418.79)
MENTAL HEALTH INT. PRG.	27,505.01	-	5,539.23	21,965.78
CIVIL CHILD SUPPORT PRG.	68,435.33	1,146.50	328.82	69,253.01
HIGH RISK TREATMENT PRG	21,851.68	-	9,621.72	12,229.96
AGGRESSIVE BEHAVIOR PRG. 4	5,222.83	-	1,799.84	3,422.99
DRUG COURT	28,676.47	-	4,504.10	24,172.37
VETERANS PROGRAM	8,734.95	-	-	8,734.95
FINANCIAL RESPONSIBILITY	2,331.90	-	1,740.16	591.74
INDIGENT DEFENSE	18,047.43	38.90	7.52	18,078.81
TASK FORCE	912.61	1.96	0.38	914.19
TASK FORCE PI	44,181.17	68.93	3.40	44,246.70
CDA STATE FUNDS	(1,127.97)	-	-	(1,127.97)
CDA DISCRETIONARY	6,720.86	109.61	28.81	6,801.66
SUB TOTAL	880,075.59	110,200.27	173,672.93	816,602.93
GRAND TOTAL	9,184,839.58	2,724,775.26	2,374,577.00	9,535,037.84

RESPECTFULLY SUBMITTED,


DONNA EARLY
CASS COUNTY TREASURER

THE CASS COUNTY TREASURER'S REPORT
OF RECEIPTS AND DISBURSEMENTS
FOR THE MONTH OF JANUARY, 2019


CERTIFICATION

WE, THE UNDERSIGNED, certify that we have actually and fully inspected and counted all actual cash and assets in the hands of said Treasurer for the period beginning January 1, 2019 and ending January 31, 2019, and find the same to be true and correct, and order same to be entered upon the minutes of said court as required by Local Government Code, Sec. 114.026.

WITNESS OUR HAND, OFFICIALLY THIS 25TH DAY OF JUNE, 2019.


COMMISSIONER, PRECINCT 1


COMMISSIONER, PRECINCT 2


COMMISSIONER, PRECINCT 3


COMMISSIONER, PRECINCT 4


COUNTY JUDGE

SWORN TO AND SUBSCRIBED BY EACH OF THE ABOVE; RESPECTIVELY, THIS 25TH DAY OF JUNE, 2019.


COUNTY CLERK



ACCOUNT NAME	BEGINNING CASH BALANCE	CASH RECEIPTS	CASH DISBURSEMENTS	ENDING CASH BALANCE
2019 010 GENERAL FUND				
CASH	273,828.82	1,227,543.11	1,226,412.41	274,959.52
CASH-OPERATING	.00	.00	.00	.00
RECEIVABLES	.00	.00	.00	.00
TEXPOOL INVESTMENTS	83,423.02	169.36	.00	83,592.38
CD INVESTMENT	.00	.00	.00	.00
GB MONEY MARKET	1,250,221.20	568,079.30	400,000.00	1,418,300.50
STATE BANK MONEY MARKET	.00	.00	.00	.00
LAND, BUILDINGS & IMPROVEMENTS	.00	.00	.00	.00
EQUIPMENT, FURNITURE & FIXTURES	.00	.00	.00	.00
TCLASS MONEY MARKET	2,199,684.84	4,907.33	.00	2,204,592.17
TEXANA BANK CD	150,992.09	.00	.00	150,992.09
FUND TOTALS	3,958,149.97	1,800,699.10	1,626,412.41	4,132,436.66
2019 011 DISTRICT & CO COURT@LAW FUND				
DISTRICT AND CO COURT@LAW CASH	218,852.20	36,325.01	28,228.90	210,756.09
CASH-OPERATING	.00	.00	.00	.00
C D INVESTMENT	.00	.00	.00	.00
RECEIVABLES	.00	.00	.00	.00
TEXPOOL INVESTMENTS	.00	.00	.00	.00
CD INVESTMENT	.00	.00	.00	.00
MAIN GB MONEY MARKET	.00	.00	.00	.00
STATE BANK MONEY MARKET	.00	.00	.00	.00
FUND TOTALS	218,852.20	36,325.01	28,228.90	210,756.09
2019 012 MAIN ROAD & BRIDGE				
CASH-MAIN R&B OPERATING	69,297.47	276,081.68	199,481.39	145,897.76
MAIN-CASH OPERATING	.00	.00	.00	.00
C D INVESTMENT	.00	.00	.00	.00
RECEIVABLES	.00	.00	.00	.00
INVESTMENTS	.00	.00	.00	.00
CD INVESTMENT	.00	.00	.00	.00
MAIN GB MONEY MARKET	19,311.73	27.53	.00	19,339.26
STATE BANK MONEY MARKET	.00	.00	.00	.00
TCLASS MONEY MARKET	.00	.00	.00	.00
FUND TOTALS	88,609.20	276,109.21	199,481.39	165,237.02
2019 013 H.A.V.A.				
CASH	5,319.47	11.47	2.22	5,328.72
CASH-OPERATING	.00	.00	.00	.00
RECEIVABLES	.00	.00	.00	.00
TEXPOOL INVESTMENTS	.00	.00	.00	.00
INVESTMENTS	.00	.00	.00	.00
FUND TOTALS	5,319.47	11.47	2.22	5,328.72
2019 014 TOBACCO SETTLEMENT				
TOBACCO SETTLEMENT	.00	.00	.00	.00
CASH	25,918.22	55.96	10.86	25,963.32
CASH-OPERATING	.00	.00	.00	.00
C.D. INVESTMENT	.00	.00	.00	.00
RECEIVABLES	.00	.00	.00	.00
TEXPOOL INVESTMENTS	57,814.96	117.33	.00	57,932.29
TOBACCO SETTLEMENT INVEST	.00	.00	.00	.00
GB MONEY MARKET	300,716.00	428.76	.00	301,144.76
MAIN RR CD	242,286.64	565.89	.00	242,852.53
STATE BANK MONEY MARKET	.00	.00	.00	.00

ACCOUNT NAME	BEGINNING CASH BALANCE	CASH RECEIPTS	CASH DISBURSEMENTS	ENDING CASH BALANCE
2019 015 BEAR CK DISASTER DONATION	.00	.00	.00	.00
CASH-BEAR CK DISASTER DONATION	.00	.00	.00	.00
RECEIVABLES	.00	.00	.00	.00
FUND TOTALS	.00	.00	.00	.00
2019 016 JUVENILE PROBATION	21,683.06	22,416.60	29,893.99	14,205.67
CASH - JUVENILE PROBATION	.00	.00	.00	.00
CASH-OPERATING	.00	.00	.00	.00
C D INVESTMENT	.00	.00	.00	.00
RECEIVABLES	.00	.00	.00	.00
TEXPOOL INVESTMENTS	143,575.93	291.38	.00	143,867.31
CD INVESTMENT	.00	.00	.00	.00
GB MONEY MARKET	186,516.69	265.93	.00	186,782.62
STATE BANK MONEY MARKET	.00	.00	.00	.00
FUND TOTALS	351,775.68	22,973.91	29,893.99	344,855.60
2019 017 ADULT PROBATION	53,252.60	54,349.67	79,877.41	27,724.86
CASH OPERATING-ADULT	.00	.00	.00	.00
CASH-OPERATING	.00	.00	.00	.00
C D INVESTMENT	.00	.00	.00	.00
RECEIVABLES	.00	.00	.00	.00
TEXPOOL INVESTMENTS	109,008.15	221.22	.00	109,229.37
CD INVESTMENT	.00	.00	.00	.00
GB MONEY MARKET	146,851.88	31,289.57	25,000.00	153,141.45
STATE BANK MONEY MARKET	.00	.00	.00	.00
FUND TOTALS	309,112.63	85,860.46	104,877.41	290,095.68
2019 018 CASS CO RESTITUTION CENTER	.00	.00	.00	.00
RESTITUTION CENTER	.00	.00	.00	.00
CASH OPERATING-RESTITUTION CEN	.00	.00	.00	.00
CASH TO OPEN FNB BANK ACCT.	.00	.00	.00	.00
RECEIVABLES	.00	.00	.00	.00
TEXPOOL INVESTMENTS	.00	.00	.00	.00
C D INVESTMENT	.00	.00	.00	.00
CD INVESTMENT	.00	.00	.00	.00
FUND TOTALS	.00	.00	.00	.00
2019 019 SATP TRACK III	17,613.00	.00	11,581.41	6,031.59
CASH	.00	.00	.00	.00
CASH-OPERATING	.00	.00	.00	.00
RECEIVABLES	.00	.00	.00	.00
CD INVESTMENTS	.00	.00	.00	.00
GB MONEY MARKET	.00	.00	.00	.00
STATE BANK MONEY MARKET	.00	.00	.00	.00
FUND TOTALS	17,613.00	.00	11,581.41	6,031.59
2019 020 COMMUNITY SERVICE RESTITUTION	6,500.80	.00	3,746.14	2,754.66
CASH OPERATING-CSR	.00	.00	.00	.00
CASH-OPERATING	.00	.00	.00	.00
RECEIVABLES	.00	.00	.00	.00
CD INVESTMENTS	.00	.00	.00	.00

ACCOUNT NAME	BEGINNING CASH BALANCE	CASH RECEIPTS	CASH DISBURSEMENTS	ENDING CASH BALANCE
2019 021 ROAD AND BRIDGE #1				
CASH-ROAD & BRIDGE#1 OPERATING	11,354.00	77,247.72	77,881.50	10,720.22
CASH-OPERATING	.00	.00	.00	.00
C D INVESTMENT	.00	.00	.00	.00
RECEIVABLES	.00	.00	.00	.00
TEXPOOL INVESTMENTS	83,707.62	169.88	.00	83,877.50
CD INVESTMENT	.00	.00	.00	.00
MAIN GB MONEY MARKET	203,254.61	43,310.59	20,000.00	226,565.20
STATE BANK MONEY MARKET	.00	.00	.00	.00
TCLASS MONEY MARKET	546,220.04	1,218.56	.00	547,438.60
FUND TOTALS	844,536.27	121,946.75	97,881.50	868,601.52
2019 022 ROAD AND BRIDGE #2				
CASH - R&B #2 OPERATING	12,699.14	77,731.87	81,018.72	9,412.29
CASH-OPERATING	.00	.00	.00	.00
C D INVESTMENT	.00	.00	.00	.00
RECEIVABLES	.00	.00	.00	.00
TEXPOOL INVESTMENTS	93,633.79	190.02	.00	93,823.81
CD INVESTMENT	.00	.00	.00	.00
GB MONEY MARKET	260,116.07	13,372.89	24,000.00	249,488.96
STATE BANK MONEY MARKET	.00	.00	.00	.00
TCLASS MONEY MARKET	163,625.20	365.03	.00	163,990.23
FUND TOTALS	530,074.20	91,659.81	105,018.72	516,715.29
2019 023 ROAD AND BRIDGE #3				
CASH - ROAD & BRIDGE #3 OPER	14,866.96	49,856.75	54,842.66	9,881.05
CASH-OPERATING	.00	.00	.00	.00
C D INVESTMENT	.00	.00	.00	.00
RECEIVABLES	.00	.00	.00	.00
TEXPOOL INVESTMENTS	27,754.87	56.32	.00	27,811.19
CD INVESTMENT	.00	.00	.00	.00
GB MONEY MARKET	259,637.24	30,383.50	19,000.00	271,020.74
STATE BANK MONEY MARKET	.00	.00	.00	.00
TCLASS INVESTMENT POOL	50,985.90	113.74	.00	51,099.64
FUND TOTALS	353,244.97	80,410.31	73,842.66	359,812.62
2019 024 ROAD AND BRIDGE #4				
CASH-ROAD & BRIDGE#4 OPERAT.	10,541.65	50,140.78	50,550.42	10,132.01
CASH-OPERATING	.00	.00	.00	.00
C D INVESTMENT	.00	.00	.00	.00
RECEIVABLES	.00	.00	.00	.00
TEXPOOL INVESTMENTS	79,355.68	161.04	.00	79,516.72
CD INVESTMENT	.00	.00	.00	.00
MAIN GB MONEY MARKET	280,461.37	33,416.40	13,000.00	300,877.77
STATE BANK MONEY MARKET	.00	.00	.00	.00
TCLASS INVESTMENT POOL	20,394.30	45.49	.00	20,439.79
FUND TOTALS	390,753.00	83,763.71	63,550.42	410,966.29
2019 025 AIP PROGRAM				
CASH-	36,418.79	.00	.00	36,418.79
CASH-OPERATING	.00	.00	.00	.00
CD INVESTMENTS	.00	.00	.00	.00
RECEIVABLES	.00	.00	.00	.00

ACCOUNT NAME	BEGINNING CASH BALANCE	CASH RECEIPTS	CASH DISBURSEMENTS	ENDING CASH BALANCE
2019 026 CASS COUNTY RESOURCE RECOVERY				
CASS CO. RESOURCE REC/ CASH	.00	.00	.00	.00
RECEIVABLES	.00	.00	.00	.00
INVESTMENTS	.00	.00	.00	.00
FUND TOTALS	36,418.79-	.00	.00	36,418.79-
2019 027 COUNTY CLERK ARCHIVE FUND				
PRESERVATION - CASH ACCT.	.00	.00	.00	.00
FUND TOTALS	.00	.00	.00	.00
2019 028 CASS COUNTY PARK				
CASS COUNTY PARKS	.00	.00	.00	.00
CASH OPERATING - CC PARKS	11,563.29-	774.00	4,431.29-	15,220.58-
CASH-OPERATING	.00	.00	.00	.00
INVESTMENTS	.00	.00	.00	.00
FUND TOTALS	11,563.29-	774.00	4,431.29-	15,220.58-
2019 029 FEDERAL-ROAD IMPROVMT 0710197				
CASH-	1,818.33	3.92	.76-	1,821.49
CASH OPERATING	.00	.00	.00	.00
RECEIVABLES-ROAD IMPROVEMENT	.00	.00	.00	.00
INVESTMENTS-ROAD IMPROVEMENT	.00	.00	.00	.00
INVESTMENTS ROAD IMPROV	.00	.00	.00	.00
FUND TOTALS	1,818.33	3.92	.76-	1,821.49
2019 030 LINDEN ENTERPRISE FUND				
CASH	23.86	.03	.00	23.89
CASH-OPERATING	.00	.00	.00	.00
INVESTMENTS	.00	.00	.00	.00
CD INVESTMENTS	.00	.00	.00	.00
MONEY MARKET GB	.01	.00	.00	.01
STATE BANK MONEY MARKET	.00	.00	.00	.00
FUND TOTALS	23.87	.03	.00	23.90
2019 031 EMG WATERSHED AG-7442-C-110010				
CASH	.00	.00	.00	.00
RECEIVABLES	.00	.00	.00	.00
INVESTMENTS-ROAD IMPROVEMENT	.00	.00	.00	.00
INVESTMENTS	.00	.00	.00	.00
FUND TOTALS	.00	.00	.00	.00
2019 032 FEDERAL IMPROVEMENT 0711037				
CASH	.47	.00	.00	.47
RECEIVABLES	.00	.00	.00	.00
INVESTMENTS	.00	.00	.00	.00
INVESTMENTS	.00	.00	.00	.00
FUND TOTALS	.47	.00	.00	.47
2019 033 SATT PROGRAM				
CASH	.00	.00	.00	.00
CD INVESTMENTS	.00	.00	.00	.00
RECEIVABLES	.00	.00	.00	.00
INVESTMENTS	.00	.00	.00	.00

ACCOUNT NAME	BEGINNING CASH BALANCE	CASH RECEIPTS	CASH DISBURSEMENTS	ENDING CASH BALANCE
2019 034 MENTAL HEALTH INITIATIVE PRG				
CASH	27,505.01	.00	5,539.23	21,965.78
CASH-OPERATING	.00	.00	.00	.00
CD INVESTMENTS	.00	.00	.00	.00
RECEIVABLES	.00	.00	.00	.00
INVESTMENTS	.00	.00	.00	.00
CD INVESTMENTS	.00	.00	.00	.00
MONEY MARKET GB	.00	.00	.00	.00
STATE BANK MONEY MARKET	.00	.00	.00	.00
FUND TOTALS	27,505.01	.00	5,539.23	21,965.78
2019 035 CIVIL CHILD SUPPORT PROGRAM				
CASH	20,935.33	1,146.50	328.82	21,753.01
CASH-OPERATING	.00	.00	.00	.00
CD INVESTMENTS	.00	.00	.00	.00
RECEIVABLES	.00	.00	.00	.00
CD INVESTMENTS	.00	.00	.00	.00
GB MONEY MARKET	47,500.00	.00	.00	47,500.00
STATE BANK MONEY MARKET	.00	.00	.00	.00
FUND TOTALS	68,435.33	1,146.50	328.82	69,253.01
2019 036 FEMA DR-1999-TX 2011 WILDFIRES				
CASH- 1999 FEMA WILDFIRES	10.06	.01	.00	10.07
CASH-OPERATING	.00	.00	.00	.00
RECEIVABLES	.00	.00	.00	.00
INVESTMENTS	.00	.00	.00	.00
INTEREST DISTRIBUTION	.00	.00	.00	.00
FUND TOTALS	10.06	.01	.00	10.07
2019 037 HIGH RISK TREATMENT PROGRAM				
CASH	21,851.68	.00	9,621.72	12,229.96
CASH-OPERATING	.00	.00	.00	.00
CD INVESTMENTS	.00	.00	.00	.00
RECEIVABLES	.00	.00	.00	.00
INVESTMENTS	.00	.00	.00	.00
GB MONEY MARKET	.00	.00	.00	.00
STATE BANK MONEY MARKET	.00	.00	.00	.00
FUND TOTALS	21,851.68	.00	9,621.72	12,229.96
2019 038 BEAR CREEK FMAG 2965-2011				
CASH OPERATING	4,245.69	9.15	1.77	4,253.07
RECEIVABLES	.00	.00	.00	.00
CD INVESTMENTS	.00	.00	.00	.00
INVESTMENTS	.00	.00	.00	.00
MONEY MARKET GB	.06	.00	.00	.06
FUND TOTALS	4,245.75	9.15	1.77	4,253.13
2019 039 TEXAS CDBG CONTRACT 713069				
CASH	9.83	.01	.00	9.84
RECEIVABLES	.00	.00	.00	.00
INVESTMENTS	.00	.00	.00	.00
FUND TOTALS	9.83	.01	.00	9.84

ACCOUNT NAME	BEGINNING CASH BALANCE	CASH RECEIPTS	CASH DISBURSEMENTS	ENDING CASH BALANCE
2019 040 TEXAS CDBG CONTRACT 7216247				
CASH	484.87	1.03	.20	485.70
INVESTMENTS	.00	.00	.00	.00
INVESTMENTS	.00	.00	.00	.00
GB MONEY MARKET	.00	.00	.00	.00
STATE BANK MONEY MARKET	.00	.00	.00	.00
FUND TOTALS	484.87	1.03	.20	485.70
2019 041 LAW LIBRARY				
CASH - LAW LIBRARY OPERATING	19,491.85	1,429.00	1,406.58	19,469.43
CASH OPERATING	.00	.00	.00	.00
C D INVESTMENT	.00	.00	.00	.00
RECEIVABLES	.00	.00	.00	.00
CD INVESTMENT	.00	.00	.00	.00
FUND TOTALS	19,491.85	1,429.00	1,406.58	19,469.43
2019 042 INDIGENT DEFENSE GRANT (SB7)				
INDIGENT DEFENSE GRANT (SB7)	.00	.00	.00	.00
CASH-INDIGENT DEFENSE	17,950.66	38.75	7.52	17,981.89
CASH OPERATING	.00	.00	.00	.00
CD INVESTMENT	.00	.00	.00	.00
RECEIVABLES	.00	.00	.00	.00
INVESTMENTS	45.89	.09	.00	45.98
TEXPOOL INVESTMENTS	.00	.00	.00	.00
BANK INVESTMENTS	.00	.00	.00	.00
MONEY MARKET GB	50.88	.06	.00	50.94
STATE BANK MONEY MARKET	.00	.00	.00	.00
FUND TOTALS	18,047.43	38.90	7.52	18,078.81
2019 043 DIST ATT. ESCROW ACCOUNT				
DIST ATT. ESCROW ACCOUNT	.00	.00	.00	.00
CASH OPERATING-DA ESCROW ACCT	316.85	.67	.13	317.39
CASH OPERATING	.00	.00	.00	.00
C D INVESTMENT	.00	.00	.00	.00
RECEIVABLES	.00	.00	.00	.00
INVESTMENTS	.00	.00	.00	.00
CD INVESTMENT	.00	.00	.00	.00
MONEY MARKET GB	.00	.00	.00	.00
STATE BANK MONEY MARKET	.00	.00	.00	.00
FUND TOTALS	316.85	.67	.13	317.39
2019 044 C.D.A.FORFEITURE ACCOUNT				
C.D.A.FORFEITURE ACCOUNT	.00	.00	.00	.00
CASH OPERATING-CDA FORFEITURE	1,018.96	1.71	603.99	416.68
CASH OPERATING	.00	.00	.00	.00
C D INVESTMENT	.00	.00	.00	.00
RECEIVABLES	.00	.00	.00	.00
INVESTMENTS	40,072.02	81.32	.00	40,153.34
CD INVESTMENT	.00	.00	.00	.00
GB MONEY MARKET	3,633.47	5.17	.00	3,638.64
STATE BANK MONEY MARKET	.00	.00	.00	.00
FUND TOTALS	44,724.45	88.20	603.99	44,208.66
2019 045 REGIONAL INTRASTATE TASK FORCE				
ARK-LA-TEX NARC TASK FORCE	.00	.00	.00	.00
REGIONAL TASK FRC CASH	912.61	1.96	.38	914.19

ACCOUNT NAME	BEGINNING CASH BALANCE	CASH RECEIPTS	CASH DISBURSEMENTS	ENDING CASH BALANCE
CASH OPERATING	.00	.00	.00	.00
C D INVESTMENTS	.00	.00	.00	.00
RECEIVABLES	.00	.00	.00	.00
INVESTMENTS	.00	.00	.00	.00
CD INVESTMENTS	.00	.00	.00	.00
STATE BANK MONEY MARKET	.00	.00	.00	.00
FUND TOTALS	912.61	1.96	.38	914.19

2019 046 TASK FORCE PROGRAM INCOME	.00	.00	.00	.00
TASK FORCE PROGRAM INCOME	.00	.00	.00	.00
TF PROGRAM INCOME-CASH	8,122.55	17.53	3.40	8,136.68
CASH OPERATING	.00	.00	.00	.00
CD INVESTMENTS	.00	.00	.00	.00
RECEIVABLES	.00	.00	.00	.00
TF-PI INVESTMENTS	.00	.00	.00	.00
INVESTMENTS	.00	.00	.00	.00
GB MONEY MARKET	36,058.62	51.40	.00	36,110.02
STATE BANK MONEY MARKET	.00	.00	.00	.00
FUND TOTALS	44,181.17	68.93	3.40	44,246.70

2019 047 CDA STATE FUNDS	.00	.00	.00	.00
CDA STATE FUNDS	.00	.00	.00	.00
CASH OPERATING	1,127.97	.00	.00	1,127.97
CD INVESTMENTS	.00	.00	.00	.00
INVESTMENTS	.00	.00	.00	.00
CD INVESTMENTS	.00	.00	.00	.00
FUND TOTALS	1,127.97	.00	.00	1,127.97

2019 048 TEXAS HISTORICAL GRANT	.00	.00	.00	.00
CASH	.00	.00	.00	.00
CASH OPERATING	10.63	.01	.00	10.64
CD INVESTMENTS	.00	.00	.00	.00
RECEIVABLES	.00	.00	.00	.00
CD INVESTMENTS	.00	.00	.00	.00
GB MONEY MARKET	27,427.30	39.10	.00	27,466.40
STATE BANK MONEY MARKET	.00	.00	.00	.00
FUND TOTALS	27,437.93	39.11	.00	27,477.04

2019 050 ARK LA TEX SEIZ/FORFT. FUND	.00	.00	.00	.00
ARK-LA-TEX FORF/SEIZ.	.00	.00	.00	.00
CASH	268.45	.00	.00	268.45
CASH OPERATING	.00	.00	.00	.00
C D INVESTMENTS	.00	.00	.00	.00
INVESTMENTS	.00	.00	.00	.00
CD INVESTMENT	.00	.00	.00	.00
FUND TOTALS	268.45	.00	.00	268.45

2019 051 CDA FORFEITURE FUNDS	.00	.00	.00	.00
CDA FEDERAL FORFEITURES FUND	.00	.00	.00	.00
CASH	11,291.35	24.38	4.73	11,311.00
CASH OPERATING	.00	.00	.00	.00
C D INVESTMENTS	.00	.00	.00	.00
TEXPOOL INVESTMENTS	72.41	.00	.00	72.41
CD INVESTMENT	.00	.00	.00	.00
MONEY MARKET	10,460.44	14.91	.00	10,475.35

ACCOUNT NAME	BEGINNING CASH BALANCE	CASH RECEIPTS	CASH DISBURSEMENTS	ENDING CASH BALANCE
2019 052 SHERIFF FEDERAL FORFEITURES				
STATE BANK MONEY MARKET	21,824.20	39.29	4.73	21,858.76
FUND TOTALS				
2019 052 SHERIFF FEDERAL FORFEITURES				
CASH	4,414.08	9.52	1.85	4,421.75
CASH-OPERATING	.00	.00	.00	.00
C D INVESTMENTS	.00	.00	.00	.00
INVESTMENTS	.00	.00	.00	.00
CD INVESTMENTS	.00	.00	.00	.00
MONEY MARKET GB	.00	.00	.00	.00
STATE BANK MONEY MARKET	4,414.08	9.52	1.85	4,421.75
FUND TOTALS				
2019 055 HOME GRANT PROJECTS 2017				
CASH	.00	.00	.00	.00
CASH	20,614.86	54,654.92	.00	34,040.06
CD INVESTMENTS	.00	.00	.00	.00
A/R	.00	.00	.00	.00
RECEIVABLES	.00	.00	.00	.00
FUND TOTALS	20,614.86	54,654.92	.00	34,040.06
2019 060 MENTAL HEALTH PROGRAM # 4				
CASH	.00	.00	.00	.00
CD INVESTMENTS	.00	.00	.00	.00
RECIEVABLES	.00	.00	.00	.00
INVESTMENTS	.00	.00	.00	.00
MONEY MARKET GB	.00	.00	.00	.00
STATE BANK MONEY MARKET	.00	.00	.00	.00
FUND TOTALS	.00	.00	.00	.00
2019 061 AGGRESSIVE BEHAVIOR PROGRAM#20				
CASH	5,222.83	.00	1,799.84	3,422.99
CD INVESTMENTS	.00	.00	.00	.00
RECEIVABLES	.00	.00	.00	.00
INVESTMENTS	.00	.00	.00	.00
GB MONEY MARKET	.00	.00	.00	.00
STATE BANK MONEY MARKET	5,222.83	.00	1,799.84	3,422.99
FUND TOTALS				
2019 062 CTIF-01-034 TXDOT GRANT				
CASH	739.61	1.58	.31	740.88
GB MONEY MARKET	.00	.00	.00	.00
STATE BANK MONEY MARKET	.00	.00	.00	.00
FUND TOTALS	739.61	1.58	.31	740.88
2019 063 CASS COUNTY DRUG COURT				
CASH	28,676.47	.00	4,504.10	24,172.37
CD INVESTMENTS	.00	.00	.00	.00
RECEIVABLES	.00	.00	.00	.00
INVESTMENTS	.00	.00	.00	.00
GB MONEY MARKET	.00	.00	.00	.00
FUND TOTALS	28,676.47	.00	4,504.10	24,172.37
2019 064 VETERANS PROGRAM				
CASH	8,734.95	.00	.00	8,734.95
CD INVESTMENTS	.00	.00	.00	.00

ACCOUNT NAME	BEGINNING CASH BALANCE	CASH RECEIPTS	CASH DISBURSEMENTS	ENDING CASH BALANCE
RECEIVABLES	.00	.00	.00	.00
INVESTMENTS	.00	.00	.00	.00
GB MONEY MARKET	.00	.00	.00	.00
STATE BANK MONEY MARKET	.00	.00	.00	.00
FUND TOTALS	8,734.95	.00	.00	8,734.95

2019 065 FEMA 4269

CASH	529.21	1.13	.22	530.12
GB MONEY MARKET	.00	.00	.00	.00
STATE BANK MONEY MARKET	.00	.00	.00	.00
FUND TOTALS	529.21	1.13	.22	530.12

2019 066 FINANCIAL RESPONSIBILITY PROG
FINANCIAL RESPONSIBILITY PGM

CASH	.00	.00	.00	.00
CD INVESTMENTS	2,331.90	.00	1,740.16	591.74
RECEIVABLES	.00	.00	.00	.00
INVESTMENTS	.00	.00	.00	.00
GB MONEY MARKET	.00	.00	.00	.00
STATE BANK MONEY MARKET	.00	.00	.00	.00
FUND TOTALS	2,331.90	.00	1,740.16	591.74

2019 070 RIGHT OF WAY FUND

CASH - RIGHT OF WAY OPERATING	15,939.98	504.84	6.68	16,438.14
CASH-OPERATING	.00	.00	.00	.00
C D INVESTMENT	.00	.00	.00	.00
RECEIVABLES	.00	.00	.00	.00
INVESTMENTS	29,688.73	60.25	.00	29,748.98
CD INVESTMENT	.00	.00	.00	.00
MAIN MONEY MARKET GB	67,241.93	95.87	.00	67,337.80
STATE BANK MONEY MARKET	.00	.00	.00	.00
FUND TOTALS	112,870.64	660.96	6.68	113,524.92

2019 072 CASS COUNTY FORESTRY FUND

CASH -CASS COUNTY FORESTRY FUND	32,623.16	70.44	13.67	32,679.93
CASH OPERATING	.00	.00	.00	.00
C D INVESTMENT	.00	.00	.00	.00
RECEIVABLES	.00	.00	.00	.00
INVESTMENTS	48,079.26	97.57	.00	48,176.83
CD INVESTMENT	.00	.00	.00	.00
MAIN GB MONEY MARKET	408,929.10	583.06	.00	409,512.16
STATE BANK MONEY MARKET	.00	.00	.00	.00
MAIN TEXAR CD	102,456.96	.00	.00	102,456.96
TCLASS INVESTMENT POOL	.00	.00	.00	.00
FUND TOTALS	592,088.48	751.07	13.67	592,825.88

2019 080 CASS COUNTY JAIL CONSTRUCTION

CASH-CASS CO JAIL CONST	.00	.00	.00	.00
C D INVESTMENT	.00	.00	.00	.00
RECEIVABLES	.00	.00	.00	.00
INVESTMENTS-CC JAIL CONST	.00	.00	.00	.00
CD INVESTMENT	.00	.00	.00	.00
FUND TOTALS	.00	.00	.00	.00

2019 081 CC JAIL INT & SINKING

CASH-CC JAIL INT & SINKING	.00	.00	.00	.00
C D INVESTMENT	.00	.00	.00	.00

ACCOUNT NAME	BEGINNING CASH BALANCE	CASH RECEIPTS	CASH DISBURSEMENTS	ENDING CASH BALANCE
RECEIVABLES	.00	.00	.00	.00
INVESTMENTS	.00	.00	.00	.00
BANK INVESTMENT	.00	.00	.00	.00
FUND TOTALS	.00	.00	.00	.00

2019 082 RESOURCE RECOVERY I&S	BEGINNING CASH BALANCE	CASH RECEIPTS	CASH DISBURSEMENTS	ENDING CASH BALANCE
CASH-CC RESOURCE RECOVERY	.00	.00	.00	.00
PETTY CASH	.00	.00	.00	.00
C D INVESTMENT	.00	.00	.00	.00
RECEIVABLES	.00	.00	.00	.00
INVESTMENTS	.00	.00	.00	.00
BANK INVESTMENT	.00	.00	.00	.00
FUND TOTALS	.00	.00	.00	.00

2019 083 RESOURCE RECOVERY INT&SINKING	BEGINNING CASH BALANCE	CASH RECEIPTS	CASH DISBURSEMENTS	ENDING CASH BALANCE
CASH-RES REC INT&SINKING	.00	.00	.00	.00
C D INVESTMENT	.00	.00	.00	.00
RECEIVABLES	.00	.00	.00	.00
INVESTMENTS	.00	.00	.00	.00
BANK INVESTMENT	.00	.00	.00	.00
FUND TOTALS	.00	.00	.00	.00

2019 084 COMBINED INTEREST & SINKING	BEGINNING CASH BALANCE	CASH RECEIPTS	CASH DISBURSEMENTS	ENDING CASH BALANCE
CASH	7,172.53	11.08	.00	7,183.61
CASH-OPERATING	.00	.00	.00	.00
CD INVESTMENT	.00	.00	.00	.00
RECEIVABLES	.00	.00	.00	.00
INVESTMENTS	.00	.00	.00	.00
BANK INVESTMENTS	.00	.00	.00	.00
CI45 STATE BANK MONEY MARKET	.00	.00	.00	.00
CI45 GB MM	467,470.83	47,327.92	.00	514,798.75
FUND TOTALS	474,643.36	47,339.00	.00	521,982.36

2019 085 LAW ENFORC. CONSTRUCTION FUND	BEGINNING CASH BALANCE	CASH RECEIPTS	CASH DISBURSEMENTS	ENDING CASH BALANCE
06 CONSTRUCTION & RENOVATION	6,707.87	14.48	2.81	6,719.54
CASH OPERATING	.00	.00	.00	.00
C D INVESTMENT	.00	.00	.00	.00
INVESTMENTS	12,139.57	24.63	.00	12,164.20
CD INVESTMENTS	.00	.00	.00	.00
MAIN MONEY MARKET GB	.00	.00	.00	.00
STATE BANK MONEY MARKET	.00	.00	.00	.00
FUND TOTALS	18,847.44	39.11	2.81	18,883.74

2019 086 INTEREST & SINKING SERIES 2016	BEGINNING CASH BALANCE	CASH RECEIPTS	CASH DISBURSEMENTS	ENDING CASH BALANCE
CASH	5,457.23	8.43	.00	5,465.66
CASH OPERATING	.00	.00	.00	.00
CD INVESTMENTS	.00	.00	.00	.00
RECEIVABLES	.00	.00	.00	.00
INVESTMENTS	.00	.00	.00	.00
BANK INVESTMENTS	.00	.00	.00	.00
CI45 STATE BANK MONEY MARKET	.00	.00	.00	.00
CI45 GB MM	70,034.39	16,117.50	.00	86,151.89
FUND TOTALS	75,491.62	16,125.93	.00	91,617.55

2019 089 CDA DISCRETIONARY FUND	BEGINNING CASH BALANCE	CASH RECEIPTS	CASH DISBURSEMENTS	ENDING CASH BALANCE
CASH	6,720.86	109.61	28.81	6,801.66

ACCOUNT NAME	BEGINNING CASH BALANCE	CASH RECEIPTS	CASH DISBURSEMENTS	ENDING CASH BALANCE
2019 090 PAYROLL FUND				
CASH-OPERATING	.00	.00	.00	.00
C D INVESTMENT	.00	.00	.00	.00
RECEIVABLES	.00	.00	.00	.00
FUND TOTALS	6,720.86	109.61	28.81	6,801.66
2019 096 GENERAL FIXED ASSETS				
CASH	.00	.00	.00	.00
LAND,BLDGS & IMPROVEMENTS	.00	.00	.00	.00
EQUIP.FURN & FIXTURES	.00	.00	.00	.00
CAPITAL LEASE ASSETS (AUTOS)	.00	.00	.00	.00
CONSTRUCTION IN PROGRESS	.00	.00	.00	.00
FUND TOTALS	.00	.00	.00	.00
2019 097 GENERAL LONG TERM DEBT				
CASH	.00	.00	.00	.00
FUND TOTALS	.00	.00	.00	.00
GRAND TOTALS	9,184,839.58	2,724,774.26	2,374,577.00	9,535,037.84

FUND NAME	CHECKING ACCOUNT	CHECKING AMOUNT	TDOA ACCOUNT	TDOA AMOUNT	FUND TOTAL
2019 010 GENERAL FUND	MAIN	274,959.52	MAIN TDOA MAIN GB MM MAIN SB MM MAIN TCLAS MAIN TA CD	83,592.38 1,418,300.50 2,204,592.17 150,992.09	4,132,436.66
2019 011 DISTRICT & CO COURT@LAW FUNMAIN		210,756.09-	MAIN TDOA MAIN GB MM MAIN SB MM		210,756.09-
2019 012 MAIN ROAD & BRIDGE	MAIN	145,897.76	MAIN TDOA MAIN GB MM MAIN SB MM MAIN TCLAS	19,339.26	165,237.02
2019 013 H.A.V.A.	MAIN	5,328.72	MAIN TDOA		5,328.72
2019 014 TOBACCO SETTLEMENT	MAIN	25,963.32	MAIN TDOA MAIN GB MM MAIN RR CD MAIN SB MM MAIN DC CD MAIN RR SV MAIN TX CD MAIN TX SV	57,932.29 301,144.76 242,852.53 242,608.69 15.27 143,439.97 25.00	1,013,981.83
2019 015 BEAR CK DISASTER DONATION	BRCREEK				
2019 016 JUVENILE PROBATION	MAIN	14,205.67	MAIN TDOA MAIN GB MM MAIN SB MM	143,867.31 186,782.62	344,855.60
2019 017 ADULT PROBATION	MAIN	27,724.86	MAIN TDOA MAIN GB MM MAIN SB MM	109,229.37 153,141.45	290,095.68
2019 018 CASS CO RESTITUTION CENTER	MAIN		MAIN TDOA		
2019 019 SATP TRACK III	MAIN	6,031.59	MAIN GB MM MAIN SB MM		6,031.59
2019 020 COMMUNITY SERVICE RESTITUTIMAIN	MAIN	2,754.66	MAIN GB MM MAIN SB MM		2,754.66
2019 021 ROAD AND BRIDGE #1	MAIN	10,720.22	MAIN TDOA MAIN GB MM MAIN SB MM MAIN TCLAS	83,877.50 226,565.20 547,438.60	868,601.52
2019 022 ROAD AND BRIDGE #2	MAIN	9,412.29	MAIN TDOA MAIN GB MM MAIN SB MM MAIN TCLAS	93,823.81 249,488.96 163,990.23	516,715.29
2019 023 ROAD AND BRIDGE #3	MAIN	9,881.05	MAIN TDOA MAIN GB MM	27,811.19 271,020.74	

FUND NAME	CHECKING ACCOUNT	CHECKING AMOUNT	TDOA ACCOUNT	TDOA AMOUNT	FUND TOTAL
2019 024 ROAD AND BRIDGE #4	MAIN	10,132.01	MAIN SB MM MAIN TCLAS	51,099.64	359,812.62
2019 025 AIP PROGRAM	MAIN	36,418.79	MAIN TDOA		36,418.79
2019 026 CASS COUNTY RESOURCE RECOVERMAIN			MAIN TDOA		
2019 027 COUNTY CLERK ARCHIVE FUND	MAIN		MAIN TDOA		
2019 028 CASS COUNTY PARK	MAIN	15,220.58			15,220.58
2019 029 FEDERAL-ROAD IMPROVMT 071019MAIN	MAIN	1,821.49	MAIN TDOA		1,821.49
2019 030 LINDEN ENTERPRISE FUND	MAIN	23.89	MAIN TDOA MAIN GB MM MAIN SB MM	.01	23.90
2019 031 EMG WATERSHED AG-7442-C-1100MAIN			MAIN TDOA		
2019 032 FEDERAL IMPROVEMENT 0711037 MAIN	MAIN	.47	MAIN TDOA		.47
2019 033 SATT PROGRAM	MAIN		MAIN TDOA		
2019 034 MENTAL HEALTH INITIATIVE PRGMAIN	MAIN	21,965.78	MAIN TDOA MAIN GB MM MAIN SB MM		21,965.78
2019 035 CIVIL CHILD SUPPORT PROGRAM MAIN	MAIN	21,753.01	MAIN GB MM MAIN SB MM	47,500.00	69,253.01
2019 036 FEMA DR-1999-TX 2011 WILDFIRMAIN		10.07	MAIN TDOA		10.07
2019 037 HIGH RISK TREATMENT PROGRAM MAIN	MAIN	12,229.96	MAIN TDOA MAIN GB MM MAIN SB MM		12,229.96
2019 038 BEAR CREEK FMAG 2965-2011	MAIN	4,253.07	MAIN TDOA MAIN GB MM	.06	4,253.13
2019 039 TEXAS CDBG CONTRACT 713069	MAIN	9.84			9.84
2019 040 TEXAS CDBG CONTRACT 7216247	MAIN	485.70	MAIN GB MM MAIN SB MM		485.70
2019 041 LAW LIBRARY	MAIN	19,469.43			19,469.43
2019 042 INDIGENT DEFENSE GRANT (SB7)MAIN	MAIN	17,981.89	MAIN TDOA MAIN GB MM MAIN SB MM	45.98 50.94	18,078.81

FUND NAME	CHECKING ACCOUNT	CHECKING AMOUNT	TDOA ACCOUNT	TDOA AMOUNT	FUND TOTAL
2019 043 DIST ATT, ESCROW ACCOUNT	MAIN	317.39	MAIN TDOA MAIN GB MM MAIN SB MM		317.39
2019 044 C.D.A.FORFEITURE ACCOUNT	MAIN	416.68	MAIN TDOA MAIN GB MM MAIN SB MM	40,153.34 3,638.64	44,208.66
2019 045 REGIONAL INTRASTATE TASK FORMAIN	MAIN	914.19	MAIN SB MM		914.19
2019 046 TASK FORCE PROGRAM INCOME	MAIN	8,136.68	MAIN GB MM MAIN SB MM	36,110.02	44,246.70
2019 047 CDA-STATE FUNDS	MAIN	1,127.97			1,127.97
2019 048 TEXAS HISTORICAL GRANT	MAIN	10.64	MAIN GB MM MAIN SB MM	27,466.40	27,477.04
2019 050 ARK LA TEX SEIZ/FORFT. FUND	MAIN	268.45			268.45
2019 051 CDA FORFEITURE FUNDS	MAIN	11,311.00	MAIN TDOA MAIN GB MM MAIN SB MM	72.41 10,475.35	21,858.76
2019 052 SHERIFF FEDERAL FORFEITURES	MAIN	4,421.75	MAIN TDOA MAIN GB MM MAIN SB MM		4,421.75
2019 055 HOME GRANT PROJECTS 2017	MAIN	34,040.06			34,040.06
2019 060 MENTAL HEALTH PROGRAM # 4	MAIN		MAIN TDOA MAIN GB MM MAIN SB MM		
2019 061 AGGRESSIVE BEHAVIOR PROGRAM#MAIN	MAIN	3,422.99	MAIN TDOA MAIN GB MM MAIN SB MM		3,422.99
2019 062 CTIF-01-034 TXDOT GRANT	MAIN	740.88	MAIN GB MM MAIN SB MM		740.88
2019 063 CASS COUNTY DRUG COURT	MAIN	24,172.37	MAIN TDOA		24,172.37
2019 064 VETERANS PROGRAM	MAIN	8,734.95	MAIN TDOA MAIN GB MM MAIN SB MM		8,734.95
2019 065 FEMA 4269	MAIN	530.12	MAIN GB MM MAIN SB MM		530.12
2019 066 FINANCIAL RESPONSIBILITY PROWAIN	MAIN	591.74	MAIN TDOA MAIN GB MM MAIN SB MM		591.74
2019 070 RIGHT OF WAY FUND	MAIN	16,438.14	MAIN TDOA MAIN GB MM	29,748.98 67,337.80	

FUND NAME	CHECKING ACCOUNT	CHECKING AMOUNT	TDOA ACCOUNT	TDOA AMOUNT	FUND TOTAL
2019 072 CASS COUNTY FORESTRY FUND	MAIN	32,679.93	MAIN SB MM		113,524.92
			MAIN TDOA	48,176.83	
			MAIN GB MM	409,512.16	
			MAIN SB MM		
			MAIN TX CD	102,456.96	
			MAIN TCLAS		592,825.88
2019 080 CASS COUNTY JAIL CONSTRUCTION JAIL CO			CCJC-TDOA		
			CC JAIL CD		
2019 081 CC JAIL INT & SINKING	CC JAILI&S		CCJIS-TDOA		
			JAIL I&SCD		
2019 082 RESOURCE RECOVERY I&S	CC SW CONS		CCSWC-TDOA		
			SW CONSTCD		
2019 083 RESOURCE RECOVERY INT&SINKINCC SW I&S			CCSWIS-TDO		
			SW I&S CD		
2019 084 COMBINED INTEREST & SINKING CI&S		7,183.61	CI&S		
			CI&S SB MM		
			CI&S GB MM	514,798.75	521,982.36
2019 085 LAW ENFORC.CONSTRUCTION FUNDMAIN		6,719.54	MAIN TDOA	12,164.20	
			MAIN GB MM		
			MAIN SB MM		18,883.74
2019 086 INTEREST & SINKING SERIES 20CI&S		5,465.66	CI&S SB MM		
			CI&S GB MM	86,151.89	91,617.55
2019 089 CDA DISCRETIONARY FUND	MAIN	6,801.66			6,801.66
2019 090 PAYROLL	PAYROLL	12,035.80			12,035.80
2019 096 GENERAL FIXED ASSETS					
2019 097 GENERAL LONG TERM DEBT					
TOTAL		525,371.31		9,009,666.53	9,535,037.84

CHECK ACCOUNT

ACCOUNT BALANCE - MAIN 500,686.24
 ACCOUNT BALANCE - CI&S 12,649.27
 ACCOUNT BALANCE - PAYROLL 12,035.80

 TOTAL 525,371.31

TDOA ACCOUNT

ACCOUNT BALANCE - MAIN TDOA 810,012.31
 ACCOUNT BALANCE - MAIN GB MM/58M 3,728,752.64
 ACCOUNT BALANCE - MAIN TCLAS 2,987,560.43
 ACCOUNT BALANCE - MAIN TA CD 150,992.09
 ACCOUNT BALANCE - MAIN RR CD 242,852.53
 ACCOUNT BALANCE - MAIN DC CD 242,608.69
 ACCOUNT BALANCE - MAIN RR SV 15.27
 ACCOUNT BALANCE - MAIN TX CD 245,896.93
 ACCOUNT BALANCE - MAIN TX SV 25.00
 ACCOUNT BALANCE - CI&S GB MM/58 600,950.64

 TOTAL 9,009,666.53

525,371.31
 + 9,009,666.53
 9,535,037.84 ✓

**TEXPOOL INVESTMENTS
FOR THE MONTH OF JANUARY, 2019**

FUND	BEGINNING BALANCE	INTEREST & PURCHASES	DECREASE	BOOK VALUE
General	83,423.02	169.36	-	83,592.38
Tobacco Settlement	57,814.96	117.33	-	57,932.29
Juvenile Probation	143,575.93	291.38	-	143,867.31
Adult Probation	109,008.15	221.22	-	109,229.37
R & B # 1	83,707.62	169.88	-	83,877.50
R & B # 2	93,633.79	190.02	-	93,823.81
R & B # 3	27,754.87	56.32	-	27,811.19
R & B # 4	79,355.68	161.04	-	79,516.72
Indigent Defense Grant	45.89	0.09	-	45.98
CDA Forfeiture	40,072.02	81.32	-	40,153.34
CDA Federal Forfeiture Fund	72.41	-	-	72.41
Right of Way	29,688.73	60.25	-	29,748.98
Forestry	48,079.26	97.57	-	48,176.83
Construction & Renovation	12,139.57	24.63	-	12,164.20
TOTAL	808,371.90	1,640.41	-	810,012.31 ✓

Attached is a letter from TexPool stating the book and market value of their funds.

RESPECTFULLY SUBMITTED THIS 25TH DAY OF JUNE, 2019.




 DONNA EARLY
 CASS COUNTY TREASURER

**STATE BANK OF DEKALB
FOR THE MONTH OF JANUARY, 2019**

Attached is a copy of Pledged Securities (Letters of Credit).

CLOC	11,220,000.00
FDIC INSURANCE	500,000.00
BOOK VALUE	-
MARKET VALUE PLEDGED	-
TOTAL COVERAGE	11,720,000.00

RESPECTFULLY SUBMITTED THIS 25TH DAY OF JUNE, 2019.



DONNA EARLY
CASS COUNTY TREASURER

**GUARANTY BANK AND TRUST/STATE BANK OF DEKALB GENERAL MM
FOR THE MONTH OF JANUARY, 2019**


FUND	BEGINNING BALANCE	INTEREST & PURCHASES	DECREASE	BOOK VALUE
General	1,250,221.20	568,079.30	400,000.00	1,418,300.50
Main R & B	19,311.73	27.53	-	19,339.26
Tobacco	300,716.00	428.76	-	301,144.76
Juvenile Probation	186,516.69	265.93	-	186,782.62
Adult Probation	146,851.88	31,289.57	25,000.00	153,141.45
R & B 1	203,254.61	43,310.59	20,000.00	226,565.20
R & B 2	260,116.07	13,372.89	24,000.00	249,488.96
R & B 3	259,637.24	30,383.50	19,000.00	271,020.74
R & B 4	280,461.37	33,416.40	13,000.00	300,877.77
Linden Enterprise Fund	0.01	-	-	0.01
Civil Child Support Prgm.	47,500.00	-	-	47,500.00
Bear Creek FMAG 2965-2011	0.06	-	-	0.06
TX CDBG CONTRACT 7216247	-	-	-	-
Indigent Defense Grant	50.88	0.06	-	50.94
CDA Forfeiture Account	3,633.47	5.17	-	3,638.64
Task Force PI	36,058.62	51.40	-	36,110.02
Texas Historical Grant	27,427.30	39.10	-	27,466.40
CDA Forfeiture Funds	10,460.44	14.91	-	10,475.35
Sheriff Federal Forfeiture	-	-	-	-
CTIF-01-034 TXDOT Grant	-	-	-	-
FEMA 4269	-	-	-	-
Right of Way	67,241.93	95.87	-	67,337.80
Cass County Forestry	408,929.10	583.06	-	409,512.16
TOTAL	3,508,388.60	721,364.04	501,000.00	3,728,752.64 ✓

**GUARANTY BANK AND TRUST/STATE BANK OF DEKALB CI&S MM
FOR THE MONTH OF JANUARY, 2019**

FUND	BEGINNING BALANCE	INTEREST & PURCHASES	DECREASE	BOOK VALUE
Combined I&S Series 2015	467,470.83	47,327.92	-	514,798.75
I&S Series 2016	70,034.39	16,117.50	-	86,151.89
TOTAL	537,505.22	63,445.42	-	600,950.64 ✓

BALANCE ALL MM ACCOUNTS **4,329,703.28**

RESPECTFULLY SUBMITTED THIS 25TH DAY OF JUNE, 2019.



 DONNA EARLY
 CASS COUNTY TREASURER

**TEXAS CLASS INVESTMENTS
FOR THE MONTH OF JANUARY, 2019**

FUND	BEGINNING BALANCE	INTEREST & PURCHASES	DECREASE	BOOK VALUE
General	2,199,684.84	4,907.33	-	2,204,592.17
Main R & B	-	-	-	-
R & B 1	546,220.04	1,218.56	-	547,438.60
R & B 2	163,625.20	365.03	-	163,990.23
R & B 3	50,985.90	113.74	-	51,099.64
R & B 4	20,394.30	45.49	-	20,439.79
TOTAL	2,980,910.28	6,650.15	-	2,987,560.43 ✓

Attached is a letter from Texas CLASS stating the book and market value of their funds.

RESPECTFULLY SUBMITTED THIS 25TH DAY OF JUNE, 2019.




 DONNA EARLY
 CASS COUNTY TREASURER

**TEXANA BANK CD
FOR THE MONTH OF JANUARY, 2019**

FUND	BEGINNING BALANCE	INTEREST & PURCHASES	DECREASE	BOOK VALUE
General	150,992.09	-	-	150,992.09
TOTAL	150,992.09	-	-	150,992.09 ✓

BALANCE ALL ACCOUNTS **150,992.09**
FDIC INSURANCE **150,992.09**

RESPECTFULLY SUBMITTED THIS 25TH DAY OF JUNE, 2019.



DONNA EARLY
CASS COUNTY TREASURER

**RED RIVER FEDERAL CREDIT UNION SAVINGS
FOR THE MONTH OF JANUARY, 2019**

FUND	BEGINNING BALANCE	INTEREST & PURCHASES	DECREASE	BOOK VALUE
Tobacco	15.27	-	-	15.27
TOTAL	15.27	-	-	15.27 ✓

**RED RIVER FEDERAL CREDIT UNION CD
FOR THE MONTH OF JANUARY, 2019**

FUND	BEGINNING BALANCE	INTEREST & PURCHASES	DECREASE	BOOK VALUE
Tobacco	242,286.64	565.89	-	242,852.53
TOTAL	242,286.64	565.89	-	242,852.53 ✓

BALANCE ALL ACCOUNTS **242,867.80** ✓
 NCUA INSURANCE **242,867.80**

Attached is a list of balances for all county funds in the Red River Federal Credit Union.

RESPECTFULLY SUBMITTED THIS 25TH DAY OF JUNE, 2019.

Donna Early

 DONNA EARLY
 CASS COUNTY TREASURER

**DOMINO FEDERAL CREDIT UNION CD
FOR THE MONTH OF JANUARY, 2019**

FUND	BEGINNING BALANCE	INTEREST & PURCHASES	DECREASE	BOOK VALUE
Tobacco	242,094.65	514.04	-	242,608.69
TOTAL	242,094.65	514.04 ✓	-	242,608.69 ✓

BALANCE ALL ACCOUNTS **242,608.69**
 NCUA INSURANCE **242,608.69**

Attached is a list of balances for all county funds in the Domino Federal Credit Union.

RESPECTFULLY SUBMITTED THIS 25TH DAY OF JUNE, 2019.



 DONNA EARLY
 CASS COUNTY TREASURER

**TEXAR FEDERAL CREDIT UNION SAVINGS
FOR THE MONTH OF JANUARY, 2019**

FUND	BEGINNING BALANCE	INTEREST & PURCHASES	DECREASE	BOOK VALUE
Tobacco	25.00	-	-	25.00
TOTAL	25.00	-	-	25.00 ✓

**TEXAR FEDERAL CREDIT UNION CD
FOR THE MONTH OF JANUARY, 2019**

FUND	BEGINNING BALANCE	INTEREST & PURCHASES	DECREASE	BOOK VALUE
Tobacco	143,439.97	-	-	143,439.97
Cass County Forestry	102,456.96	-	-	102,456.96
TOTAL	245,896.93	-	-	245,896.93 ✓

BALANCE ALL ACCOUNTS **245,921.93** ✓
 NCUA INSURANCE **245,921.93**

Attached is a list of balances for all county funds in the TEXAR Federal Credit Union.

RESPECTFULLY SUBMITTED THIS 25TH DAY OF JUNE, 2019.

Donna Early

 DONNA EARLY
 CASS COUNTY TREASURER